



Active Driver Plus

APPLICATIONS

Active Driver Plus as the previous models are used to create Pressurisation Systems with Constant Pressure for Domestic Applications and Light Industry



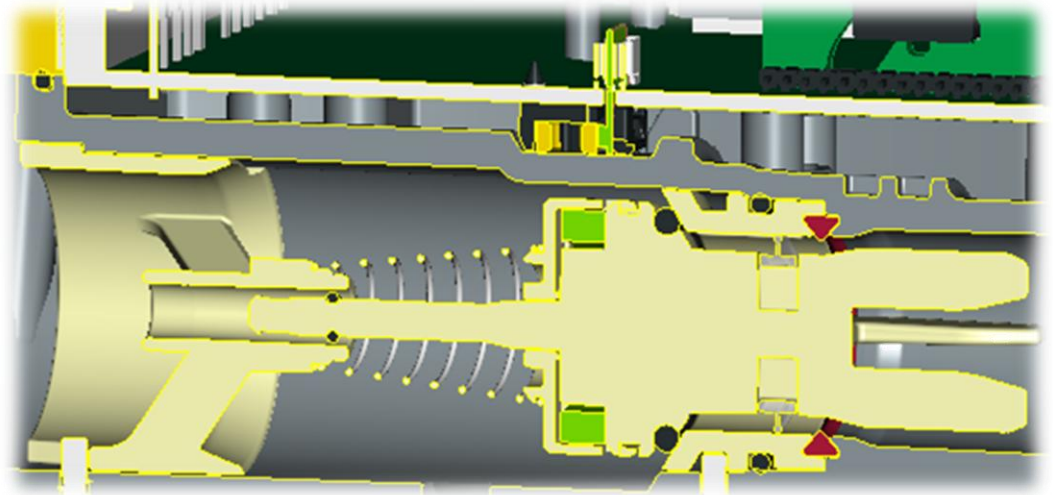
APPLICATION: IRRIGATION

Constant Irrigation Pressure

Active Driver Plus are perfect for Constant Irrigation Pressure, starting from small Drip Irrigation using M/M models to large Farming Areas using T/T models.



VALUE PROPOSITION



Reliable

All DAB'S experience in mechatronics fuse into Active Driver Plus: bringing Reliability, Performance and Versatility.

Easy to Install

Aided by the fact that it's pipe mounted means it doesn't require external elements. It's very easy to install.

Easy to configure (wizard)

The Inverter, through the Installation Wizard, (with the Display easy to read) aids the installer to insert all the required parameters. The Installation Wizard could be useful to define the best Settings.

➤ Software

Same functionality as the previous model

➤ Updates

Connectivity up to 8 units

Compatibility of the software which updates the previous versions



➤ **Interface user – Display OLED**

Better Contrast (organic led works without backlight)

Menu with different languages

The pump status (SB / GO - pressure)

Description of all parameters

More languages available

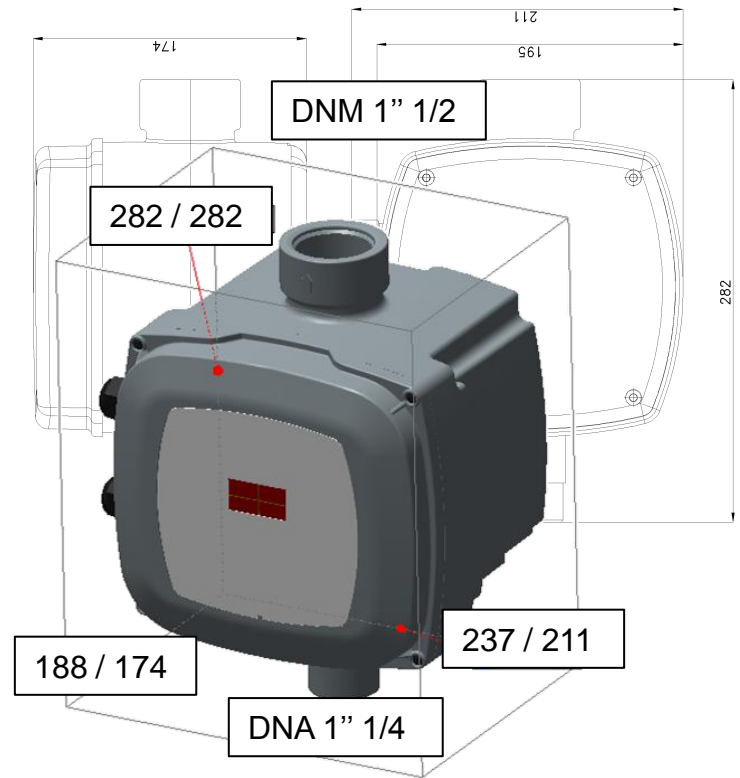
Wizard for easy installation

➤ **Enable button**

to stop / restart the pump manually



DIMENSIONS



Interchangeable Same interaxis and threads as the old versions

Dimensions Dimensions are modified to guarantee better positioning of the electronic board and capacitors

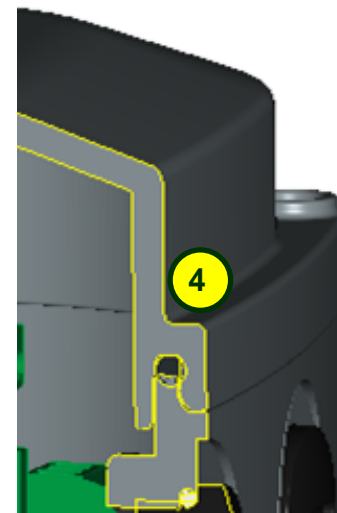
Aesthetic quality Modern design

NEW constructions - COVER




More efficient seal against Water infiltration

1. New Cable Lock for better protection
2. Added 3 holes for inputs/outputs cables with caps M16
3. Tightening Screws outside the seal area for higher reliability
4. Seat for the O-ring with better compression



NEW constructions - Body


New discharge cap dn
3/8 in plastic to replace
the old hexagonal cap
1/4 in brass.



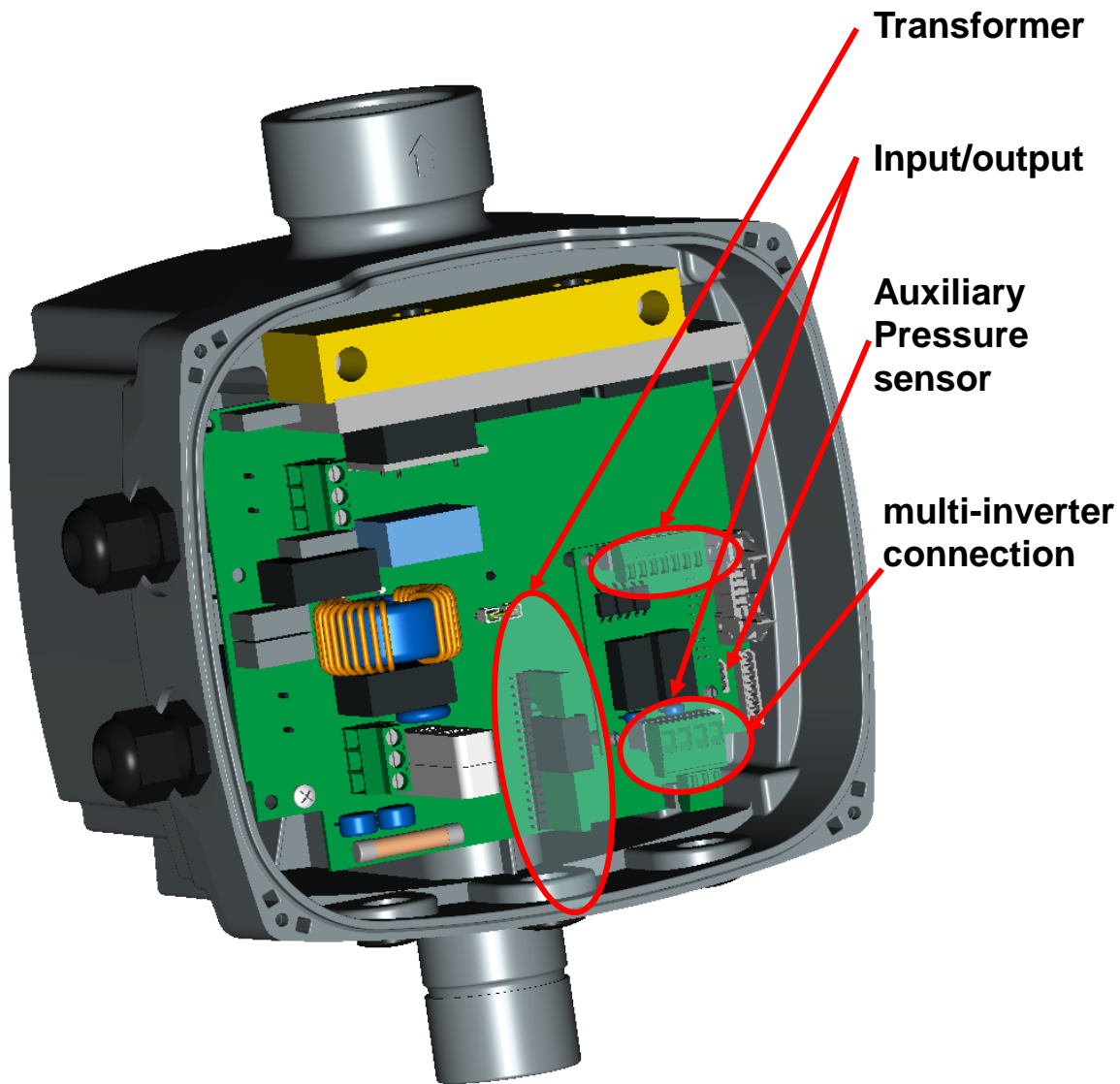
New seat for the pressure sensor

NEW constructions - Sink

- Sink**
1. 2 models: for , M-Basic & one for the T/T. The Sink for T/T has internal hole to increase the dissipation.
 2. Increase the free passage for water to reduce the drop pressure at max flow.
 3. Now it's simple to change the electronics.
 4. Raw material CW617N. This material is suitable for use with drinking water in compliance with new standard.



NEW ELECTRONIC BOARD



Transformer

Switching transformer non linear, less weight and encumbrance

Input/output

4 Input & 2 Output for all models
1-BASIC 8,5 only 1 input available.


Auxiliary Pressure sensor

Possibility to install a second pressure sensor to detect low pressure at the suction (Kiwa Function).

multi-inverter connection

Possibility to connect max 8 unit in parallel

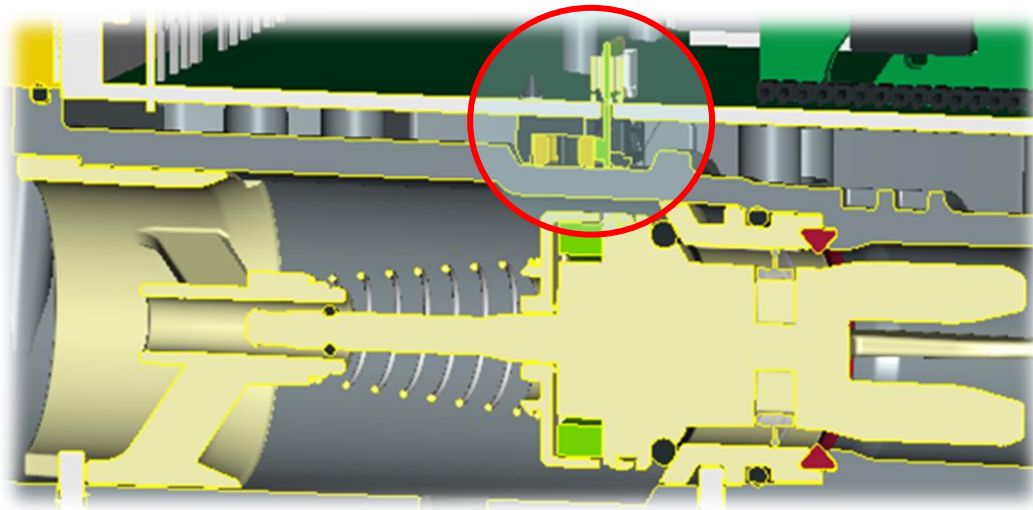
NEW NON RETURN VALVE



Non Return Valve

- Material **NORYL**
- Max flow of 300 l/min with pressure losses at 9 meters instead of 15;
- Tightening screws fixed on the external side, eventual water infiltration will not damage the electronic board
- Easy maintenance
- To avoid continuous water infiltration inside the electronic board
- Solved the problem of the dirt in the NRV

IMPROVEMENTS: Valve Not Return and Flow Sensor



Flow Sensor – NRV

Eliminated the Ferrite.

New electronics Board for the Flow sensor.

Possibility to replace the O-ring in case wear.



© DAB PUMPS S.p.A.

WATER • TECHNOLOGY

